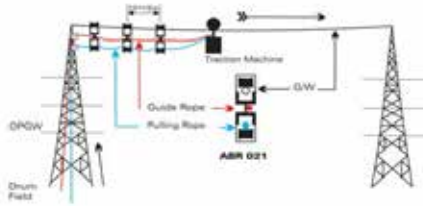
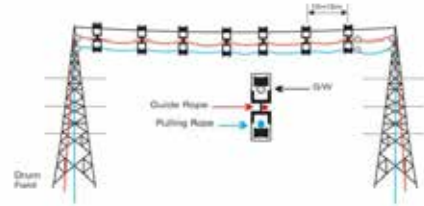


SUGGESTED METHODOLOGY WITH ABR021



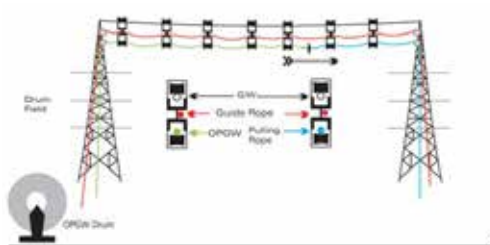
1

Installation of the cradle block ABR021 by the guide rope pulled by traction machine.



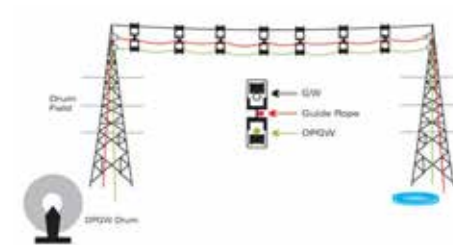
2

The ABR021 move on the existing ground wire by using the upper roller; the pulling rope is laid out at the same time on the lower roller.



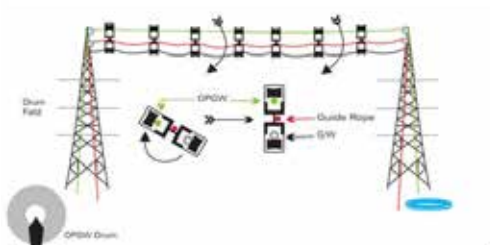
3

The OPGW is pulled by the pulling rope on the lower rollers.



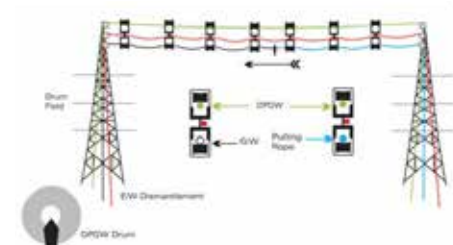
4

All the OPGW is laid out on the lower roller and all the pulling rope is removed.



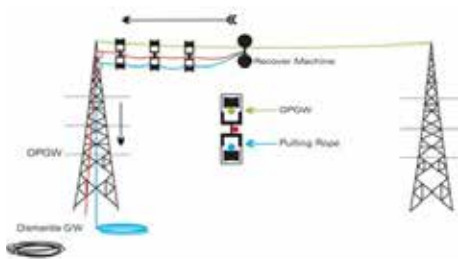
5

All the ABR021 are rotated upside down in order to have the OPGW in the final position.



6

The G.W. is removed pulling back the rope on the lower rollers.



7

All the ABR021 are removed by the guide rope pulled by hands or winch, with minimum sag ensured by the breaking device.